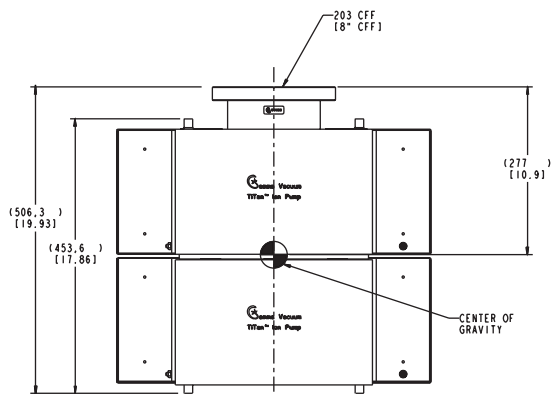
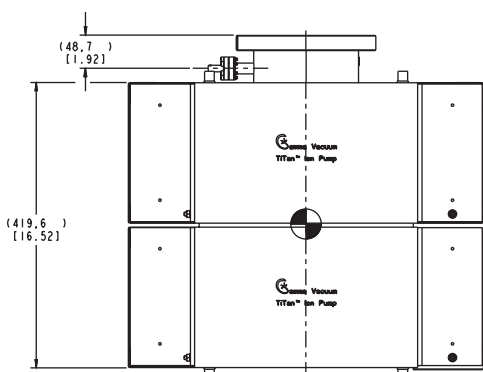
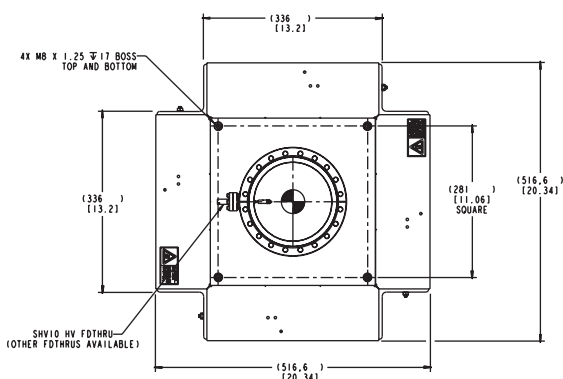


Titan 1200LX Ion Pump



DIMENSIONAL DETAILS*



*Double inlet flange shown. Alternative configurations available at www.gammavacuum.com

Technical specifications

Element type	CV/CVX	DI/DIX	TR
Pumping speed (l/s, Nitrogen)	1200	960	960
Starting pressure (mbar)	$\leq 1 \times 10^{-3}$	$\leq 1 \times 10^{-3}$	$\leq 5 \times 10^{-2}$
Lifetime (hours @ 10^{-6} mbar)	50,000	50,000	80,000
Ultimate pressure (mbar)	$\leq 1 \times 10^{-11}$		
Maximum baking temperature (°C)	250 / 450 (without magnets)		
Inlet flange	DN 150 (8 in.) CFF		
Weight, kg (lbs)	206 (452)		

STANDARD OPTIONS*

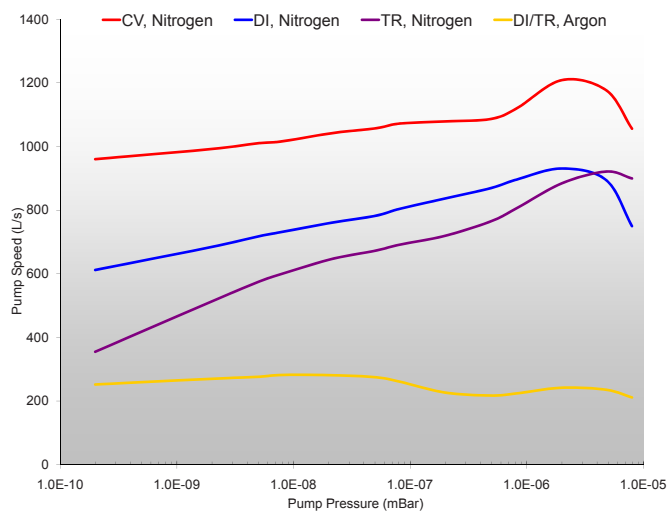
Element type	Ports	Feedthroughs	Heaters	TSP/NEG
CV Conventional 100% Titanium	8S Single DN 150 (8 in. CFF)	SC SAFECONN 10kV SHV	N No heaters	N Not available
CVX Conventional XHV Optimized	8D Double DN 150 (8 in. CFF)	OP Perkin Elmer	110 110-volt 90-130 nominal	TSPA TSP with Ambient Shield
DI Differential 50% Titanium 50% Tantalum	10S Single DN 200 (10 in. CFF)	OV Old Varian	220 220-volt 200-240 nominal	TSPC TSP with Cryo Shroud
DIX Differential XHV Optimized	10D Double DN 200 (10 CFF) DN 150 (8 in.CFF)	VR StarCell		NEG N Series
TR Triode Slotted Titanium		FI Fisher		

*Configured part numbers and pricing are available at www.gammavacuum.com. Contact us directly for custom engineered options.** Reduced bore inlet

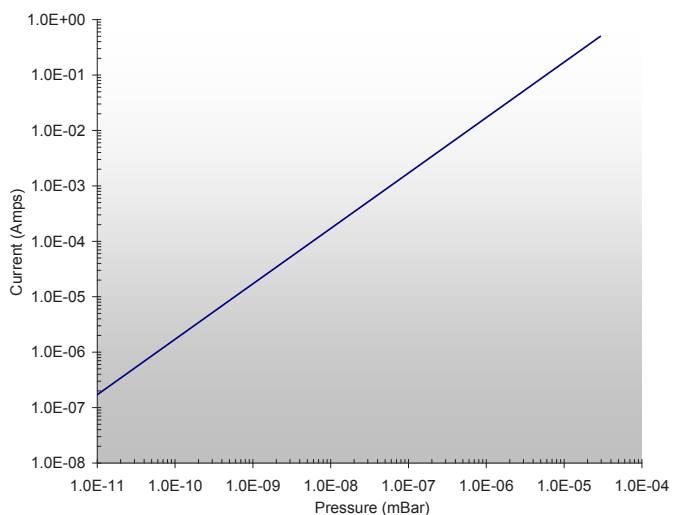
PERFORMANCE CHARACTERISTICS

Pumping Speed vs. Pressure

measured in accordance with ISO/DIS 3556-1.2-1192



Current vs. Pressure



2915 133rd Street West, Shakopee, MN 55379, USA. ☎ 1 800 237 3603, 952 445 4841
 ☎ 1 952 445 4841 ✉ info@gammavacuum.com 🌐 www.gammavacuum.com

© Gamma Vacuum 2018. | Part of the Atlas Copco Group | Publication No. 3601 7418 01

