

# ***Dry Scroll Vacuum Pump***

ISP series Air-cooled



LR104996  
Our products have got  
CSA approval (Canadian  
Standards Association)



**Scroll  
Meister**

[anest-iwata.co.jp](http://anest-iwata.co.jp)

 ANEST  
IWATA

OILFREE SCROLL VACUUM PUMP



### ISP-90



### ISP-250c



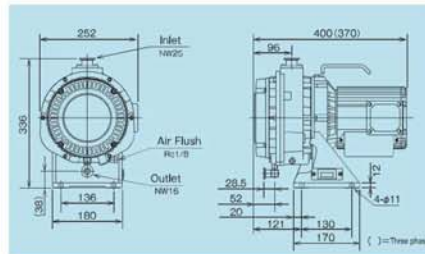
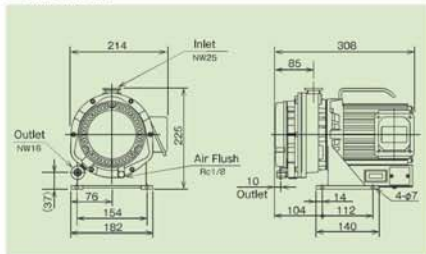
### ISP-500c



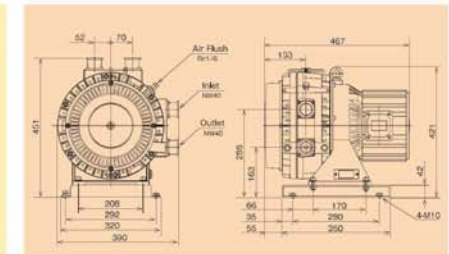
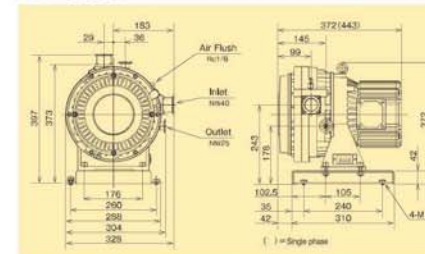
### ISP-1000



#### ■ Dimensions



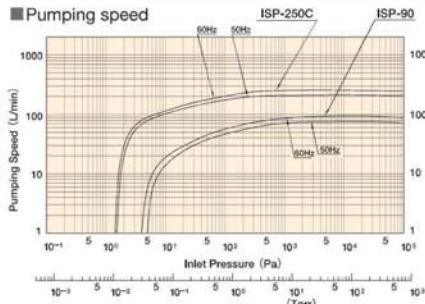
#### ■ Dimensions



Trade name			Oil free scroll vacuum pump	
Model	ISP-90	ISP-250C		
Displacement	L/min 50/60Hz 90/108	250/300		
Ultimate pressure	Pa(Torr)	≤5(3.7×10 <sup>-2</sup> )	≤1.6(1.2×10 <sup>-2</sup> )	
Motor power	kW	0.15	0.4	
Voltage	V	100,115,200,230 (with thermal protector)	200,208,230,380,415,460	
		—	—	
Noise level	dB (A)	52(at air flush57)	58(at air flush66)	
Weight	kg	14	25	
		—	23	
Leak tightness	Pa·L/s	≤1×10 <sup>-2</sup>		
Water vapor	g/day	5(at air flush)	25(at air flush)	
Air flush	L/min	9(at air flush)	10(at air flush)	
Inlet connection	NW	25		
Outlet connection	NW	16		
Cooling system		air-cooled		
Ambient temperature	°C	5~40		

● Ultimate pressure is measured as total pressure.  
Noise is measured in an anechoic room.

#### ■ Pumping speed



#### ■ Air Flush

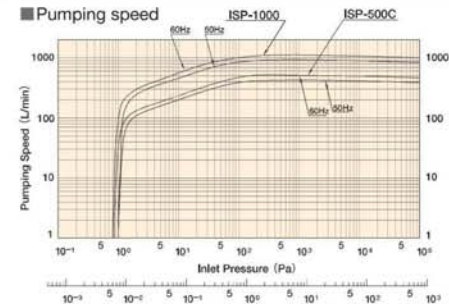
**Purpose of Air Flush**  
Pumping of humid gas by vacuum pump can cause condensed moisture to remain in pump. This remaining moisture can cause failure to ultimate pressure or pump. Air Flush operation is necessary to pump remaining moisture inside. Air Flush operation does not only pump moisture but also recovers ultimate pressure.

#### ■ Dimensions

Trade name			Oil free scroll vacuum pump	
Model	ISP-500C	ISP-1000		
Displacement	L/min 50/60Hz	500/600	1000/1200	
Ultimate pressure	Pa(Torr)	≤1(7.5×10 <sup>-3</sup> )		
Motor power	kW	0.6	1.4	
Voltage	V	100,115,200,230 (with thermal protector)	—	
		—	—	
Noise level	dB (A)	60(at air flush68)	67(at air flush74)	
Weight	kg	44	—	
		38	60	
Leak tightness	Pa·L/s	≤1×10 <sup>-2</sup>		
Water vapor	g/day	25(at air flush)		
Air flush	L/min	10(at air flush)		
Inlet connection	NW	40		
Outlet connection	NW	25	40	
Cooling system		空冷 air-cooled		
Ambient temperature	°C	5~40	10~40	

● Ultimate pressure is measured as total pressure.  
Noise is measured in an anechoic room.

#### ■ Pumping speed



#### How to select

**ISP-500C-T-V**  
 500= Displacement of vacuum pump  
 T= Three phase S= Single phase  
 V= Vertical Inlet H=Horizontal Inlet

#### Applications

**Synchrotron Facility**  
Evacuation units for beamlines in Synchrotron and Accelerator Facilities



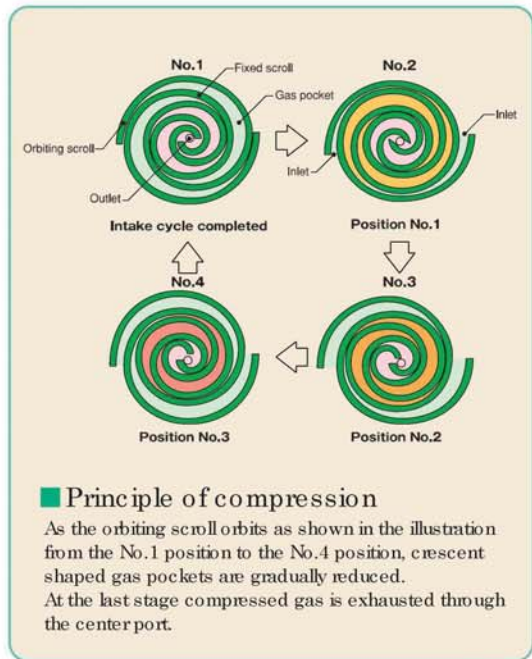
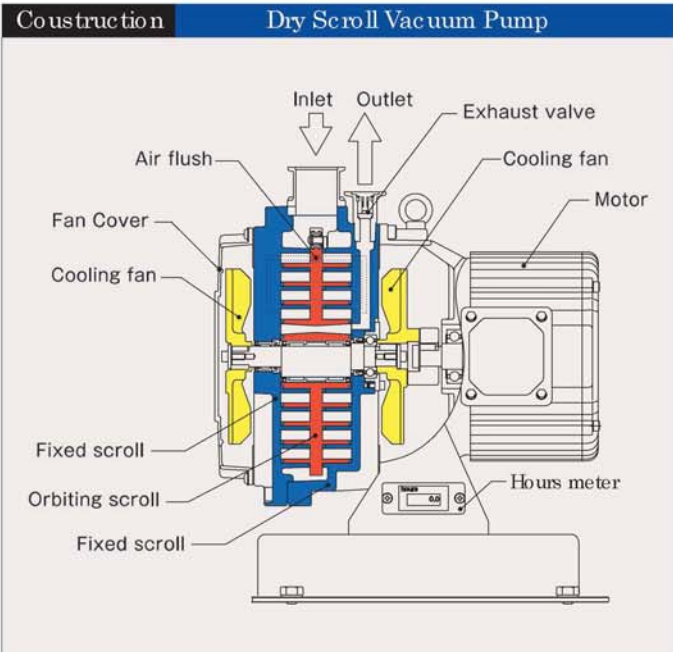
#### High Vacuum Pumping System

Roughing pump for Turbo Molecular Pump and Mechanical Booster Pump



- Sputtering equipment, Vacuum deposition equipment, Ion plating equipment
- Gas recovery devices
- Vacuum equipment
- Leak detectors
- Device handling system

- Surface modification, Electron beam process
- Vacuum furnace, Heat treatment furnace
- Laboratory use
- Vacuum packaging machine
- Others



**⚠ Precaution on Usage**

- This vacuum pump is suitable for use on Clean processes only.
- Do not use explosive, flammable, toxic or corrosive substances or substances which contain chemicals, solvents or particles. ANEST IWATA will not perform maintenance work on pumps which have used hazardous substances.
- Do not disassemble, reassemble or alter pump and parts on user's side.
- Be sure to read instruction manual and understand it fully before use.
- When maintenance interval has been reached, be sure to contact our distributor who sold it to you.
- The guarantee period is based on instruction manual. Maintenance interval and the guarantee period are different.
- Please contact at Vacuum Pump Dept. of ANEST IWATA Corporation before exporting pumps which are shown on this catalog to outside of Japan.

**⚠ Precaution on installation**

- Danger of explosion and fire
- Install in an area which is not exposed to explosives, flammable gas, or other related things.
  - Pumps which are shown in this catalog do not have breaker for avoiding motor burnout by installing. Avoid motor burnout using breaker.
  - Electric source cord is not included in the pump. Use electric source cord which is instructed by instruction manual.
  - This vacuum pump is required maintenance by interval which is shown on the instruction manual.
  - Install the pump where it has enough ventilation and available maintenance.



● Models, specifications and photos are subject to change without notice.

■ More Information



3176, Shinyoshida-cho, Kohoku-ku,  
 Yokohama 223-8501 Japan  
 Telephone: (81) 45-591-1112 Facsimile: (81) 45-593-1539

<http://www.anest-iwata.co.jp/>

E-Mail : [ispinfo@anest-iwata.co.jp](mailto:ispinfo@anest-iwata.co.jp)

